

HMR Healthcare is the Australasian exclusive distributor for the worlds leading brands.

We aim to bring you a range of stylish quality products with innovations that exceed expectations and offer home healthcare solutions second to none. Whether for Daily Living, Mobility, Bathroom safety needs, or diagnostics the following brands will suit your requirements...



HMR Healthcare
1800 363 238
contact@hmr-healthcare.com.au
www.hmr-healthcare.com.au



Assisted Living

Table of contents

Bathtub and Shower Safety.....	2
Toilet Safety.....	9
Suction Grab Bars.....	10
Canes, Crutches and Accessories.....	11
Rollators, Scooters and Walkers.....	22
Transport and Wheelchairs.....	36
TENS Pain Devices.....	39
Blood Pressure Monitors.....	40
Thermometers.....	41
Daily Living Aids.....	42
Cushions, Dexterity, Reachers	
Personal Hygiene & Continence.....	44
Urinals, Bedpans, Commodes	
Personal Fitness.....	48

BATHROOM SAFETY DESIGNER RANGE

- Product design to be proud of.
- Lightweight Corrosion resistant aluminium.
- Secure Grip rubber feet to give best grip



LST101 - Let's Step

- Safe step. L- 42cm W- 31cm H- 17cm
- User weight 150kg



LSH201 - Let's Shower Stool

- Small for tight spaces.
Seat 36.5 x 34.5 cm
- Height adjustable 45-53 cm
- User weight 150kg



LSG101 - Let's Sing Shower Seat

- All round size. Seat 52 x 34 cm
- Height adjustable 45-56 cm
- User weight 150kg

Underseat
Storage
available.



LEN201 - Let's Enjoy Shower Chair

- Large seat for stability.
Seat 52 x 37 cm
- Height adjustable 42-43 cm
- User weight 150kg



LFR101 - Let's Frisbee Stool

- Swivel seat.
Seat 37 x 35 cm
- Height adjustable 45-53 cm
- User weight 150kg

Adjustable Bath/ Shower Benches 770-535 Without Back 770-537 With Back

- Designed for greater support and comfort, slip resistant textured surface.
- Large drainage holes, slip resistant rubber safety tips and seat handles.
- Seat Size: 50.5 x 30.5cm. Back size: 50.5 x 30.5cm.
- Lightweight Corrosion resistant aluminium frame.
- 8 Adjustable height levels 36 to 54 cm.
- Footprint L x W
Min: 43 cm x 43cm
Max 51cm x 43cm



Tool-free assembly.



770-514 - Adjustable Bath Stool

- Ideal for people with narrow bathtubs.
- Features a textured surface and slip resistant rubber safety tips.
- Lightweight Corrosion resistant aluminium frame.
- Adjustable height levels 41 to 51 cm.
- Footprint: 33 x 33cm.

Bath Mats to fit seating

785-410 - Basic Mat

- Over 300 active suction grips.
- Kid-friendly, low profile surface.
- Small footprint: 91.4 x 36 cm.



785-500 - With Invigorating Massage Zones

- Safety with invigorating massage zones.
- Full length: 100 x 40 cm.
- 400 Active suction grips.
- Antimicrobial, resists mildew.
- Machine Washable.
- Innovative design accommodates bath seating.
- Contains dry natural rubber.



770-420 - Bath Board

- Solid handle for added security.
- Quick and easy tool-free installation.
- Fits bathtub inner widths between 40.6 and 68cm.
- Length 69cm - Width 35cm.
- Supports up to 150kg capacity.



770-406 - Transfer Bench

- Durable moulded seat with drainage holes.
- Features a textured surface and slip resistant rubber safety tips.
- Lightweight Corrosion resistant aluminium frame.
- 9 Height Adjustments from 45.7 to 55.9 cm.
- Seat Size: 32 x 32cm.
- Overall Width: 74 cm.
- Overall Depth: 43.5 cm.
- Clearance beneath: 38.1 cm to 47.6 cm.
- Seat to Floor height: 45.5 - 55.7 cm.
- Overall Height: 76.5 - 86.7 cm.



6

Bath Safety Rails

- Non-marring rubber pads.
- Comfortable textured grip.
- Antimicrobial, mildew resistant, easy to clean.
- High profile version offers dual support.
- Heavy-gauge polyethylene construction.
- Retractable adjustment knob.
- Fits bathtub side walls from 7.6 to 15.2 cm wide.
- Height above bath: 30.5cm & 41.5cm



785-360 Low Profile
785-370 High Profile



785-340 - Bath Safety Rail Adjustable

- 8 Gripping positions.
- 4 Height levels (34 to 41cm).
- Both parallel and perpendicular orientation.
- Heavy-gauge stainless steel and aluminium construction.
- Corrosion resistant.
- Non-marring rubber pads.
- Fits tub walls from 7.6 to 17.8cm.
- Easy tool free installation.

7

785-350 - Bath Safety Rail Steel

- Non-marring rubber pads.
- Large adjustment knob offers a good grip and allows for easy, tool-free installation.
- Two independent gripping surfaces allow this safety rail to adapt to a wide variety of tubs.
- Height above bathtub: 38 cm.
- Easy to clean, white vinyl coated surface.
- Fits bathtub side walls from 7.6 to 17.8 cm wide.
- Heavy-gauge, rust-resistant welded steel.



770-625 - 5cm 770-626 - 10cm

Raised Toilet Seats

- Raised toilet seat with lid makes it easier to get on and off the toilet.
- With lid for more discretion.
- Raises the toilet higher by 10.5 cm.
- Easy-to-clean surface.
- Attaches securely to most toilets.
- Easy tool-free installation.



770-665 - Adjustable Toilet Safety Rails

Added support for getting safely on and off the toilet

- Tool-free assembly.
- Lightweight, corrosion resistant aluminium frame.
- Full length plastic armrests, slip resistant.
- Sturdy rubber tips.
- Weight capacity: 250 lbs (113.4 kg).
- 4.5 Height adjustments for proper fit & comfort: 28" to 32" (71.1 cm to 81.3 cm)
- Width between arms: 18" or 21" (45.7 cm or 53.3 cm)



Portable Suction Grab Bars

- Strongest rubber suction pads in the world.
- Requires no tools to install.
- Ultimately portable for travel or temporary use.
- Helps prevent falls in the bathroom.
- Various models to suit most bathroom configurations.
- Great for travellers, renters, holidays, hospital stays, when permanent is not practical...



NO TOOLS
REQUIRED



BC600 - 4" Grab Bar

- Fits smaller tiles 10 cm.
- Telescoping handle adapts to fit 38 to 46 cm in length.
- Suction cup diameter 9.4 cm.



BC201 - Single Grip

- Most portable, Length 33 cm.
- Suction cup diameter 12 cm.

BC500M - Medium Telescoping Grip

- Telescoping handle adapts most tile configurations, Medium 48 to 61 cm Large 61 to 73.5 cm.
- Suction cup diameter 12 cm.



SPACElite Cane All-In-One

SPACElite Cane All-In-One

- Standard Cane with soft comfort handle.
- Lightweight high quality design.
- Super Grip rotating tip.
- Sock absorbing suspension.
- Hiking Handle accessory.
- Wooden designer handle accessory.

Supa-light weight*

900-610

Cane Standard Rubber Handle

Hiking Handle

Extension

900-630



900-650

Wooden Designer Handle

900-671

Shock Absorb Tip



153 - 188 cm	70 - 92 cm	50 cm



CANES

Adjustable Aluminium Canes

Engineered to provide unparalleled comfort and security with every step. And with 12 individual height settings, they offer an unparalleled range of adjustments to fit more people comfortably.



Ergonomic Handle

- Cushion-top conforms to your hand and helps reduce impact shock transfer.
- Cane strap with reflective patch for added night time safety.



Shock Absorbing Tips

- Flared rubber tip.
- Ultra-Grip Edge™ for extra stability and traction.



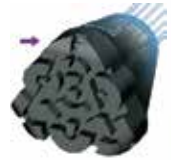
12 Height Settings

- Unparalleled range of adjustments that fits most people 5' - 6'5".
- Select the push button setting that puts the cane handle at wrist level.



Offset Handle Canes

- With Ergonomic Handle and Shock Absorbing Tip.
- 12 appealing colours and 8 new exciting patterns which express one's personality.
- 12 Cane height adjusts 71.1 to 99 cm.



730-442 - Blue

730-444 - Black

730-446 - Charcoal 730-454 - Graphite

730-448 - Olive 730-455 - Bombay

730-450 - Burgundy 730-456 - Floral

730-452 - Coral 730-457 - Camouflage



731-442 - Ebony

731-444 - Aquamarine

731-446 - Rose 731-454 - Paisley

731-448 - Amber 731-456 - Bubblegum

731-450 - Cocoa 731-458 - Carbon Swirls

731-452 - Smoke 731-460 - Rainforest

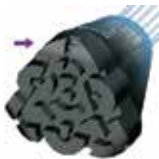


Derby Handle Canes


- Ergonomic handle.
- Flex-Grip tip.
- 20% More Adjustable
Fits most people 5' - 6'5".
- Cane height adjusts from
68 cm to 96 cm, 12 settings.
- Derby handle.
- Cane strap with reflective patch.
- Choice of 12 colors:



- 730-462 - Blue
- 730-464 - Black
- 730-466 - Charcoal
- 730-468 - Olive
- 730-470 - Burgundy
- 730-472 - Coral



- 731-462 - Ebony
- 731-464 - Aquamarine
- 731-466 - Rose
- 731-468 - Amber
- 731-470 - Cocoa
- 731-472 - Smoke



Folding Canes

- With Ergonomic Handle
and Shock Absorbing Tip.
- 14 appealing colors.
- 5 Cane height adjusts
81.3 to 94 cm.



Secure Strap

- Keeps The cane
folded.



- 730-490 - Blue
- 730-491 - Black
- 730-492 - Charcoal
- 730-493 - Olive
- 730-494 - Burgundy
- 730-495 - Coral



- 731-490 - Aquamarine
- 731-491 - Ebony
- 731-492 - Smoke
- 731-493 - Amber
- 731-494 - Rose
- 731-495 - Cocoa



900-410 Economy Black 900-420 Business Red

- With Ergonomic Handle
- 5 Cane height adjusts 81.3 to 92 cm.



Offset With Ultra-Stable Tip

- Ergonomic handle.
- Larger Quad tip: 54% lighter & 80% more compact than a large base quad cane.
- Unique design which re-centers itself for superior stability.
- QuadPod tip allows cane to stand independently.
- 12 Cane height adjustments from 71 cm to 99 cm.
- 20% More Adjustable.
- Fits most canes with 1.9cm hollow tubing.



730-857 - Black
730-858 - Burgundy
730-859 - Blue

731-857 - Ebony
731-858 - Smoke
731-859 - Aquamarine

MiniQuad
780-030



QuadPod
781-030



735-001 - Flex-Grip™ Cane Tip

- Fits most aluminium canes (19mm diameter).
- Fluid surface contact.
- Superior grip.
- Absorbs impact shock.
- Height 5cm.
- Triangle bottom 5 x 5 x 5cm.



731-001 - Ultra-Grip™ Cane Tip

- Shock absorbing Ultra-Grip Edge™.
- Fits most aluminium canes (19mm).
- Fluid surface contact.
- Superior grip.
- Can be easily rotated for left and right hand use.



735-002/003 - Claw™ Standing Cane Tip

- Let's your cane stand on its own!
- 360 grip: for folding canes.
- Fits most aluminium canes (19mm diameter).



780-115 - Large
780-116 - Small
Quad cane tips

- 4 in a pack of high quality rubber.



K-Shaped Quad Base

- Provides Greater Stability.
- Can be easily rotated for left and right hand use.
- With Ergonomic Handle and Shock Absorbing Tip.
- 11 height adjustments 71.1 to 99 cm.



Small Base
12.7 x 17.8 cm

770-842 - Blue
770-844 - Black
770-846 - Charcoal

731-850 - Ebony
731-852 - Cocoa
731-854 - Rose

Large Base
17.8 x 27.9 cm

770-852 - Blue
770-854 - Black
770-856 - Charcoal

731-840 - Ebony
731-842 - Cocoa
731-844 - Rose

ACCESSORIES

730-949 - Cane Strap

- Attaches to any standard type cane.
- Manufactured from durable nylon cord with a metal connecting ring and clip.



703-120 - Underseat Oxygen Bag

- Accommodates size C and M6 oxygen tanks.



781-020 - Universal Cup Holder

- Fits onto tubing diameter of 1.6 to 2.5cm, tool-free.



730-944 - For Airgo Side Fold Rollator

730-947 - Cane Holder For Rollator

- This simple, easy to use device attaches to a rollator allowing the cane to be securely attached to it.



730-946 - For Side Fold Rollator



700-864 - Transport chair & Fusion seatbelt

Strong and lightweight



Aluminium Crutches with Push-Button Adjust

- Ergonomic accessories for superior comfort.
- Dual push-button height adjustment.
- Easy to clean and lightweight.
- Latex Free.



Measurements are user heights.

721-785
Medium Adult
5'2"-5'10"
157 to 178 cm

721-790
Youth
4'6"-5'2"
137 to 157 cm

721-780
Tall Adult
5'10"-6'6"
178 to 198 cm



Crutch Accessories

727-178
Hand Grips



727-172
Large Tips

Tips Fit 22cm tube crutches



727-180
Underarm Pads

Let's Twist Again Crutches

- Lightweight aluminium, super light crutch.
- Exciting colours.
- Soft rubber ergonomical handgrips.

Star Grip Tip for solid grip on all surfaces.



- 0122 - Green**
- 0110 - Yellow**
- 0111 - Orange**
- 0113 - Clear**
- 0115 - Black**
- 0114 - Silver**

TRUST CARE



Forearm Crutches

- Vinyl Coated.
- Front opening forearm cuffs.
- Steel handles with plastic grips.
- Xtra-Large rubber crutch tips.
- Double height adjustments of both hand grip and cuff height.



720-8HARDCUFF
Accessory



720-875
Youth
4'6" - 5'2"
50.8 to 73.6 cm

720-855
Medium Adult
5'2 - 5'10"
71.1 to 94 cm

720-865
Tall Adult
5'10" - 6'6"
91.4 to 114.3 cm



LIGHTWEIGHT ROLLATORS

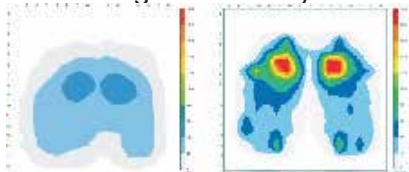


Padded Seat Soft-Foam & Full-Fit Backrest

Backrest is removable and pushed back for greater seating comfort.

Ergo-Back and Ergo-Seat

The unique design distributes weight effectively.



Ergo-Seat™ Normal Hard Seat



Soft Privacy Basket

That does not need to be removed when folding the rollator. With zipper closure, located under the seat, keeping valuables organised and safe.



Ergo-Form Handgrips

Designed to fit more comfortably in your palm. They place your hand at a natural angle for better control and added safety.

Multi-Set Height Technology

Allows for a range of 6 seat-to-floor heights, to fit almost anyone.



Comfort-Grip™ Wheels

Are non-marring and offer better grip on carpet along with superior braking action.

BASIC A-FRAME

900-120 - Basic Rollator 7.5" - RED

- Sturdy design.
- Padded seat and backrest
- Ergonomic Latex free handles
- Easy folding
- Secure underseat bag.
- Height adjustable handles 83-98cm



700-940 - Basic Delux - Blue

- Ergo-form handgrips.
- Easy to activate brakes.
- 8" non-marring wheels are ideal for indoor/outdoor use.
- Padded seat and backrest.
- Removable wire basket.
- Reflective trim for added visibility.
- Tool-free set-up.
- Net weight (without accessories): only 7.3 kg.



153 - 188 cm	84 - 99 cm	56 cm	43 cm	62 cm	70 cm

ADJUSTABLE SEAT A-FRAME

700-913 - Fit 6" Rollator Blue

- Adjustable seat & handle heights for a perfect fit!
- Padded seat & backrest offer a comfortable place to rest.
- Ergonomic handgrips with lockable hand brakes.
- Secure underseat storage bag for valuables.
- Lightweight design (15 lb) folds easily for transport.
- Non-marring 6" wheels for indoor & outdoor use.
- Tool-free assembly.



					Net Weight
128-188 cm	78 - 96 cm	51-61cm	43 cm	64 cm	6.8 kg



Ultra-Light 6

700-950 - Rollator

- Easy to activate brakes.
- 6" non-marring wheels ideal for indoor/outdoor use.
- Padded seat and backrest.
- Soft privacy basket.
- Tool-free set-up.
- Reflectors for night safety.
- Net weight only 4.75 kg allows easy lifting to take anywhere.
- Locks in open and closed position for safety.



153 - 188 cm	76 - 86 cm	49 - 59 cm	43 cm	64 cm	79 cm



Multi-set height technology



DELUX - DUEL SEAT A-FRAME

Elite

700-961 - Rollator - RED



- Comfort curved backrest.
- Feather touch breaks that lock.
- Comfortable ergonomic grips.
- Private underseat storage bag.
- Folds & locks for easy storage.
- 2 seat height settings to fit more people.
- Extra front panel private storage bag.
- Extra-large 8" wheels.
- Easy tool-free assembly.



					Net Weight
81 - 96.5 cm	54.5cm	44.5 cm	62 cm	68.5 cm	7 kg



SIDE-FOLDING- HEAVY DUTY

700-926 Black Pearl - eXcursion X18
700-927 Cranberry • Small 18" Seat Height

130 - 165 cm	75 - 89 cm	46 cm	44 cm	63 cm	72 cm

700-917 Pacific Blue - eXcursion X23
 • Tall 23" Seat Height

175 - 211 cm	85 - 100 cm	58 cm	44 cm	63 cm	72 cm

700-928 - Pacific Blue - eXcursion XWD
700-929 - Black Pearl

153 - 188 cm	76 - 96 cm	51 cm	50 cm	69 cm	72 cm

• Regular 20" Seat Height,
 Extra Wide Frame



703-050 - Curb Climber For Rollator

• This simple, easy to use device attaches to a rollator allowing to effortlessly tilt back and raise the front wheels of obstacles.



730-942 - Rollator Slowdown Brakes

• Attach to the legs push down to slow.

eXcursion™

Rollator Range

- Easy to activate brakes.
- 8" Comfort-Grip™ Indoor/ Outdoor Wheels.
- Soft basket that folds with the rollator.
- Tool-free set-up.
- Net weight only 7 kg.
- Locks in open position for safety.
- Reflectors for night safety.



Ergo-form handgrips



Collapsible basket



Easy to fold, pull strap



Ultra-light frame



eXcursion X20 • Regular 20" Seat Height

153 - 188 cm	77 - 94 cm	51 cm	44 cm	63 cm	72 cm



700-920 - Black
700-921 - Pacific Blue
700-922 - Cranberry
700-923 - Lime

700-935 - Fusion

Rollator + Transport Chair

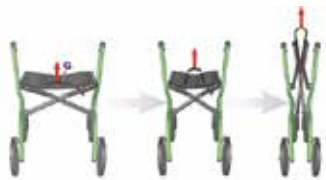
- Easy to activate brakes.
- 8" Indoor/Outdoor Wheels.
- Easily side folds.
- Height adjustable ergo handles
- Swing n' Lock footrests, clip to frame when folded.
- Easy adjust brakes.
- Tool-free set-up.
- High Quality paint for long lasting finish.
- Comfort sling seat.
- Large Backrest.

						Net Weight
153-188 cm	76-93 cm	51 cm	50 cm	69 cm	72 cm	7.7 kg



- Comfortable Armrests**
- Easy to Fold**
- Full-fit Backrest**
- Swing n' Lock Footrests**

MAX.
300 lb
(136 kg)



HEAVY DUTY COMFORT A-FRAME

COMFORT-PLUS Rollator

- Easy to activate brakes.
- 8" Comfort-Grip™ Indoor/Outdoor Wheels.
- Soft privacy basket.
- Tool-free set-up.
- Reflectors for night safety.
- Net weight only 7.8 kg.
- High Quality paint for long lasting finish.
- Locks in open and closed position for safety.

MAX.
300 lb
(136 kg)



- Ergo-form handgrips**
- Dual height frame technology**
- Ergo-seat & back with memory foam**
- Extra-large shopping basket**

Standard	153 - 188 cm	84 - 99 cm	57 cm	43 cm	62 cm	70 cm
Hemi	130 - 165 cm	76 - 91 cm	49 cm	43 cm	62 cm	65 cm

COMFORT-PLUS XWD

- Extra-wide frame & seating**

MAX.
181 kg

Standard	153 - 188 cm	84 - 99 cm	57 cm	48 cm	67 cm	70 cm
Hemi	130 - 165 cm	76 - 91 cm	50 cm	48 cm	67 cm	65 cm

700-946
Standard
Iridescent Blue

700-949
XWD
Iridescent Blue

SPACELITE 4.5

SPACElite Side Folding Rollator

- Comfort curved backrest.
- Feather touch breaks that lock.
- Comfortable ergonomic grips.
- Comfortable sling seat.
- Handy utility basket.
- Non-marring cushion wheels.
- Easy tool-free assembly.
- Folds from side to side.
- Compact for travel
- Net Weight 4.8kg
- Gross Weight 5.4kg

SUPA-LIGHT WEIGHT



900-100
Silver

900-101
Charcoal

TRUST
CARE

DESIGNER ROLLATORS

Let'sGo Indoor Rollator

- Can be used in narrow spaces like the bathroom and toilet.
- Doubles as a kitchen trolley for carrying meals and coffee.
- Comes with a textile basket that can be placed under tray for storage.
- Can be operated with one hand.
- Brake may be used to park rollator to become a dinner or card tray.
- It's light, smooth and very easy to operate.
- 6" Wheels, ideal for indoor use.



- Handle Height 78-90 cm.
- Tray Height 68 cm.
- Length 63 cm.
- Width 54 cm.
- Net weight 6.5 kg.
- Max user weight 100 kg.

0020 - BEECH & SILVER
0030 - RED & BLACK

**Let'sGoOut
Rollator**

- Comfortable rubber grips.
- Has soft seat and detachable backrest.
- Comes with a textile basket that can be placed under seat for storage.
- It has cross folding system, easy to fold and stands folded.
- Brake may be used to park rollator.
- It's light, smooth and very easy to operate.
- Large Wheels with spring system to compensate for stiff joints , ideal for outdoor use.
- **Front Wheel Dia 24.5cm**
- **Back Wheel Dia 20cm**



- **Handle Height** 78-96 cm.
- **Handle Width** 41 cm.
- **Seat Height** 59 cm.
- **Length** 64 cm.
- **Width** 57 cm.
- **Net weight** 6.5 kg.
- **Max user weight** 130 kg.

Black 0120
Beige 0150



Let's Fly Rollator

- Comfortable Designer hand grips.
- Has soft seat and detachable backrest.
- Comes with a textile basket under seat for storage.
- Quick change handle height.
- It has cross easy folding system and stands folded.
- Brake may be used to park rollator.
- It's light, smooth and very easy to operate.
- Large Wheels with spring system to compensate for stiff joints , ideal for outdoor use.

- **Handle Height** 78-92 cm.
- **Handle Width** 41 cm.
- **Seat Height** 59 cm.
- **Length** 65 cm.
- **Width** 57 cm.
- **Net weight** 6.3 kg.
- **Max user weight** 130 kg.
- **Front Wheel Dia 24.5cm**
- **Back Wheel Dia 20cm**

0220 - White
0250 - Red

0122 - Let'sGoOut & Fly Tray

- Fits on seat.
- Raised Edges



**0126 - Let'sGoOut
0382 - Let's Fly
Cane- Holder**

- Stores cane on side.
- Only fits outdoor model.



**0162 - Let'sGoOut
See Me Tonight**

- Fits on different areas.
- Solid Red or Flash.



**0155 - Let'sGoOut & Fly
Travel Bag**

- Easily store the rollator for travel.
- Only fits outdoor model.



770-260 - Folding Walker

- Easy, tool-free assembly.
- Lightweight frame only 2.7kg.
- Folds to only 10 cm with "one touch" for easy storage.
- Adjusts to fit most people between 5'1" - 6'4" in height.
- Large rubber tips provide traction and control.



**Bonus Pack Includes
5" Walker Wheels & Glides**



Deluxe Accessory Bags



781-010 - Walker Glides

- Fits Most Walkers.
- New Parabolic design for smoother glide.
- Tool-free easy to install Sur-Lock™ system.
- For walker tubing size of 1" / 2.5 cm.



TRANSPORT CHAIRS

700-844 - Ultra-Light Transport Chair

- Folds compact: 23 cm.
- Ultra-light: only 7.25 kg.
- Padded back, seat and armrests for comfort.
- Footrests adjust in height and swing away.
- Built-in brakes.
- Easy storage and transport.
- Easy tool-free set-up.
- Ergonomically angled handle bars.
- Convenient storage compartment.



Comfort-Plus Premium Lightweight Transport Chair

- Detachable, flip-back armrests.
- Anatomically correct seat-to-armrest height.
- Ergo-form handgrips.
- Folds compact for easy storage and transport.
- Heel loops and seatbelt included for increased security.
- Premium, padded upholstery for added comfort and durability.
- Comfort-grip 8" wheels.




Diagram 1	Diagram 2	Diagram 3	Diagram 4	Diagram 5	Diagram 6	Diagram 7	Diagram 8	Diagram 9	N.W. (kg)
56 cm	23 cm	91.5 cm	48 cm	40.5 cm	43 cm	46 cm	56 cm	7.25	

	Diagram 1	Diagram 2	Diagram 3	Diagram 4	Diagram 5	Diagram 6	Diagram 7	Diagram 8	Diagram 9	N.W. (kg)
700-841	56 cm	27 cm	94 cm	43 cm	40.5 cm	46 cm	48 cm	66 cm	9.2	
700-846	61 cm	27 cm	94 cm	48 cm	40.5 cm	46 cm	48 cm	66 cm	9.3	
700-848	61 cm	27 cm	94 cm	48 cm	40.5 cm	46 cm	48 cm	66 cm	9.3	



Folds compact for easy storage & transport

700-869
Midnight Blue



700-841 - 17" SEAT, BLACK
700-846 - 19" SEAT, BLACK



900-810 -
Standard Wheelchair

900-910 - Light Mini Scooter

- Easy, tool-free assembly.
- Lightweight frame only 44kg.
- 12AH Batter, 16km on full charge.
- Top speed 6 kph & adjustable speed control.
- Mainly for flat surfaces.
- Fold up armrests & Swivel seat.
- Adjustable speed control.
- Weight capacity 130 kg.



900-920 - Medium Scooter

- Powerful 350w motor.
- 2 x 12v 40ah Batteries.
- 48 km distance.
- For more uneven surfaces.



TENS Devices

TENS devices used by physiotherapists available for home use. Proactive offers a clinically-proven, drug-free way to relieve pain, by sending small electrical impulses through the skin via electronics.

715-435 - TENS LiberA

- Compact for travel.
- Rechargeable & Wireless.
- 5 stimulation modes.
- 15 intensity levels.
- Replacement pads available.



715-730 - TENS LiberA Pads

- Replacement Pads for LiberA



106-930 - EssentiA Blood Pressure Monitor

- Large easy to read screen
- Multi-user (4 x 30 memories)
- Heart rate indicator
- Date and time indicator



106-934 - Lumina Blood Pressure Monitor

- Large Backlit screen
- Dual-user (2 x 60 memories) & average last 3 readings
- Heart rate indicator
- Hypertension Risk Indicator
- Date and time indicator



106-937 - SignA Blood Pressure Monitor

- Large multi-display easy to read Backlit screen.
- Dual-user (2 x 60 memories) & average last 3 readings.
- Heart rate & irregular heart beat indicator.
- WHO Hypertension Risk Indicator.
- Date and time indicator.
- Daily reminder alert.



016-700 - Fever-Bugz® Stick-On Fever Indicators

- liquid crystal technology.
- Ideal for kids of all ages
- Accurate within 0.5°C.
- Fast, Gentle & Safe application, Hypo allergenic.
- 48-hour continuous monitoring, visible at a glance.



016-637 - Accuflex® 5 Flexible Digital Thermometers

- Fast Accurate within 0.2° F / 0.1° C.
- Gentle-flex tip, comfort & safety.
- Displays in either ° C or ° F.
- 5 Memory recall.
- Beep signals peak temperature.
- Waterproof / washable.
- Auto shut-off to save battery.



016-670 - Insta-Therm Quick-Scan Thermometer

- Dual use: Ear and Forehead, compact design
- Instant digital readings
- Colour-Coded light alerts of fever, large LCD
- Requires no prob covers, easy to clean
- 10 memory readings



016-660 - ProScan Thermometer

- Professional scan.
- Instant digital readings in less
- Colour-Coded light alerts of fever, large LCD
- Scan surfaces, food & water.
- Voice talk readings.
- Programmable temperature alert settings for specific temps.
- 32 memory readings



745-165 -

Foam Invalid Ring

Moulded cushion with an open centre that helps relieve pressure by distributing body weight evenly. Made of urethane foam fill with a washable plaid cover. 45.7cm



900-030 -

Ergo Cutlery

- Large plastic handles for easier grip.
- Stainless Steel.
- 4 items - Fork, Knife large & small spoon

745-176 - 40.6cm

745-176 - 45.7cm

Inflatable Rubber Invalid Ring

Convenient for home, car or workplace, this invalid ring allows you to sit comfortably for long periods of time. Inflation level can be adjusted to maximize comfort and the open center helps distribute weight evenly. Made from heavy duty rubber with a metal air release valve.



900-001 -

Extendable Show Horn

- Extends 30 - 77cm.
- Lightweight aluminium.
- Rubberised hand-grip.
- Plastic smooth footplate.
- Random colours



745-125 -

Inflatable Neck Pillow

This uniquely designed pillow combines portability with functionality. Provides comfortable head and neck support while relieving strain on neck, shoulders and upper back. Easy to inflate.



900-020 -

Turner 3-in-1 Tap, Bottle, Jar

- Light plastic.
- Fits most situations.
- Easy to use.
- Bright colours.

900-010 - Sock Aid

- Soft and comfortable.
- For socks & stockings.
- Extra long pull strips.



Soft Cervical Collars

- Foam Collars.
- Provide firm, yet soft support.



- 740-400 Small**
- 740-405 Medium**
- 740-410 Large**
- 740-415 X-Large**
- 740-420 XX-Large**



704-182 - Ultra-Grip Reacher Folding

- Folds for easy storage.
- Lightweight aluminium.
- Rubberised hand-grip.
- Rotating, anti-slip grip.
- T-hook & magnetic tip.
- Length 17cm

770-315 - Home Care Commode

A convenient and safer toilet alternative for persons with reduced mobility. Also use for support over a toilet or as a raised toilet seat.

- Easy Tool-Free Assembly.
- Multi-Use Design.
- Height Adjustable:
39.5cm x 54.5cm



760-645 - Fracture Bed

This conventional bedpan's contoured shape provides added comfort. Made from durable plastic, it's easy to clean and maintain.



760-652 - Fracture Bedpan

Ideal for the immobile patient, this bedpan has a tapered end for easier placement. Features a plastic guard to prevent spills, and built-in handles for easier placement and removal.

760-675 - Sitz Bath

Fits most standard toilet bowls. Edges are slightly contoured to assure comfort. Made from durable plastic. Comes complete with tubing 2000 cc (2 litres) water bag.



760-665 - Plastic Female/Male Unisex Urinal

These Urinals are ideal for patients with limited mobility. Made from durable plastic, it is easy to use and clean. 1000 cc (1 litre) capacity.



760-657 - Female Only

760-665 -

Male Only with cover



770-300 - AquaCare Shower Commode

- Infection control unit with Stainless steel frame.
- Swivel armrests, remove & lock.
- Can be used as commode, shower chair or sani-chair.
- Easy to clean.



4	20.75" (52.7 cm)	18.50" (45 cm)	18.5" (47 cm)	350 lb (158 kg)	Max!

Number					
770-365	4	20.25" (51.4 cm)	18.25" (43 cm)	18.5" (47 cm)	350 lb (158 kg)
770-375	4	22.25" (56.5 cm)	19.69" (50 cm)	18.5" (47 cm)	350 lb (158 kg)

770-365 - Drop Arms 770-375 - Lift-up Arms Euro Commodes

- Infection control unit with Stainless steel frame.
- Drop down or flip up armrests.
- Can be used as commode or sani-chair.
- Easy to clean.
- Locking casters.
- Soft vinyl back and blow-molded soft seat.
- Removable swing away footrests.
- Not to be used in the shower, water resistant.



ShowerSandal™

ShowerSandal FootScrubber

- Requires No Bending or stretching to wash feet.
- Has small suction cups that affix to the shower floor.
- Cleans in-between toes, arch, heel, sides & top of foot.
- Gives a gentle massage that feels invigorating.
- Easy to keep clean and provides good foot hygiene.



Blue 80017
White 80030
Pink 80047

740-744 - Pedal Exerciser with display

For an easy, impact-free cardiovascular workout in the comfort of your home!

- Improves circulation, coordination and muscle strength.
- Ideal for beginners, convalescents and seniors.
- Can be placed on the floor for leg exercise or on a table for upper body exercise.
- Adjustable resistance allows you to increase effort as you progress.
- Compact and portable, it can be stored under a bed or chair.

